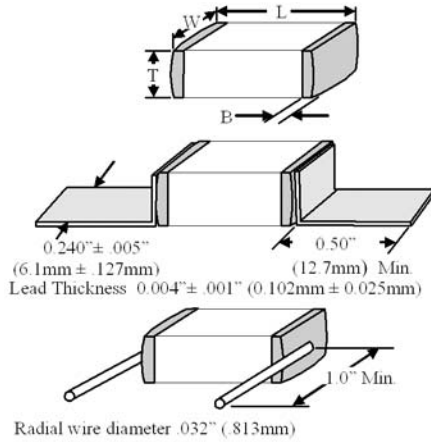


FUNCTIONAL APPLICATIONS

- Impedance Matching
- D.C. Blocking
- Bypass, Coupling
- Tuning and Feedback

BENEFITS

- Power handling, High voltage
- High Q
- Low ESR
- 55 to +125 °C Operating Range



Mechanical Specification

Product Code	Body Dimensions			Termination Code, Band Dimension and Material		
	Length (L)	Width (W)	Thickness (T)	Code	Band (B)	Material
C22CF	.220" + .020" - .010" (5.59 + .508 - .254)	.245" + .020" - .010" (6.22 + .508 - .254)	.130" (3.30) Max.	Z	.030" ± .010" (.762 ± .254)	Ni Barrier, Tin Plate
				S		Ni Barrier, Au Flash
				P		AgPd Termination
				U		Ni Barrier, Solder Plate

Laser markings available in Horizontal orientation only, Code L

Capacitance Table

C22 High Q, High Power, Capacitance Values															
Available in CF Dielectric Material Only															
CAP CODE	CAP (pF)	Cap Tol	Rated WVDC	CAP CODE	CAP (pF)	Cap Tol	Rated WVDC	CAP CODE	CAP (pF)	Cap Tol	Rated WVDC	CAP CODE	CAP (pF)	Cap Tol	Rated WVDC
1R0	1.0	B C D	2500V Code B	8R2	8.2	B, C, D	2500V Code B	680	68	F G J K M	2500V Code B	561	560	F G J K M	1000V Code 7
1R2	1.2			100	10	820		82	681			680			
1R5	1.5			120	12	101		100	821			820			
1R8	1.8			150	15	121		120	102			1000			
2R2	2.2			180	18	151		150	122			1200			
2R7	2.7			220	22	181		180	152			1500			
3R3	3.3			270	27	221		220	182			1800			
3R9	3.9			330	33	271		270	222			2200			
4R7	4.7			390	39	331		330	272			2700			
5R6	5.6			470	47	391		390					300V Code 3		
6R8	6.8			560	56	471		470							

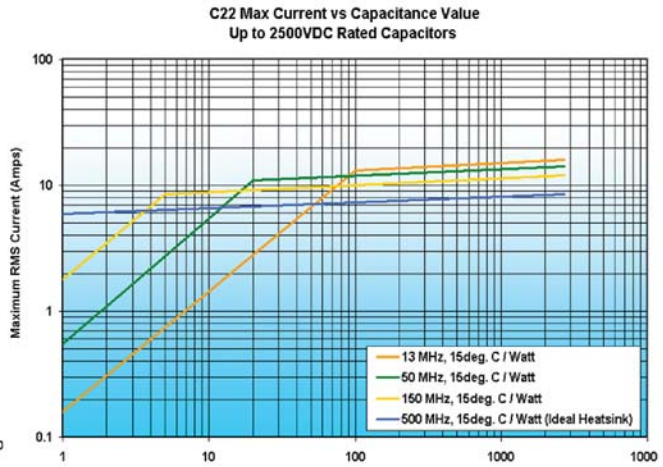
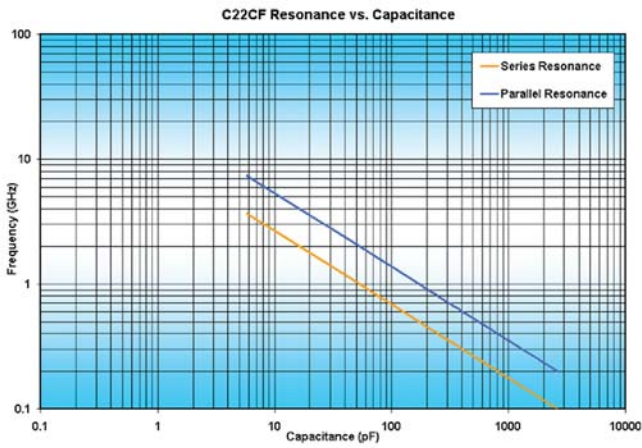
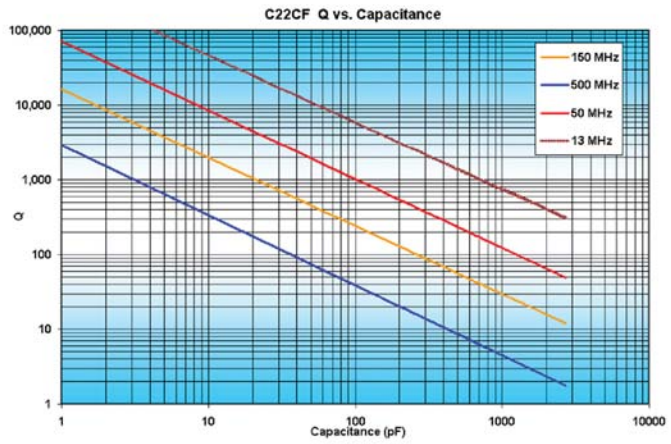
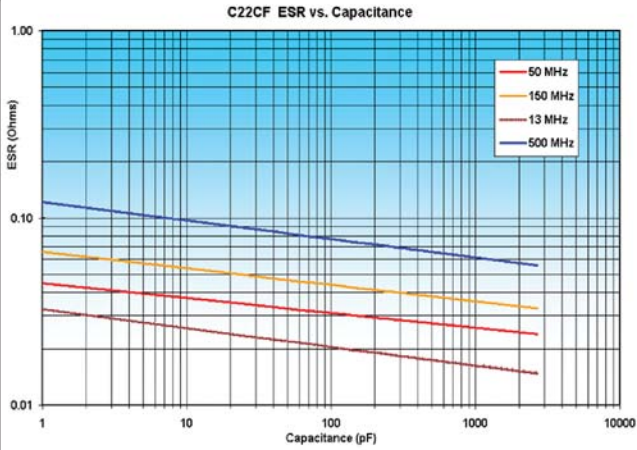
Electrical Specification

Dielectric Material Code	Temperature Coefficient (ppm/°C Maximum)	Dissipation Factor (% @ 1MHz Maximum)	Dielectric Withstanding Voltage		Insulation Resistance (MΩ Minimum)		Aging	Piezoelectric Effects	Dielectric Absorption
			Voltage Rating (Volts)	DWV (Volts)	@ +25°C	@ +125°C			
CF	0 ± 15	0.05	2500	3000	10 ⁶	10 ⁵	None	None	None
			1500	1800					
			1000	1500					
			500	1250					
			300	750					

Tolerance Codes

Code	Tolerance
B	± 0.10pF
C	± 0.25pF
D	± 0.50pF
F	± 1%
G	± 2%
J	± 5%
K	± 10%
M	± 20%

Dissipation Factor applies to values of 4.7pF or greater.
Parts rated >1000V are 100% IR tested @1000V



Dielectric Laboratories

